

Core Four 60/40 Allocation Portfolio, Series 29

Investment Objective

The Core Four 60/40 Allocation Portfolio, Series 29 (Trust) seeks current income as the primary objective, with the potential for capital appreciation as a secondary objective.

Key Considerations

- **A 60/40 Blend:** To address the need for income while also managing risk and volatility, 60% of the Trust comprises dividend-paying and large-cap growth equities, and 40% comprises higher-yielding fixed income securities and investment grade bond ETFs.
- **Multi-Strategy Approach:** Provides exposure to four investment strategies that collectively seek to provide both attractive income and growth of principal.
- **Attractive Core Portfolio Allocation:** With combined exposure to fixed-income securities across the credit spectrum as well as exposure to stocks focused on dividend income & dividend consistency across multiple capitalization levels and style categories, the Trust offers broader diversification than benchmark-based 60/40 strategies.

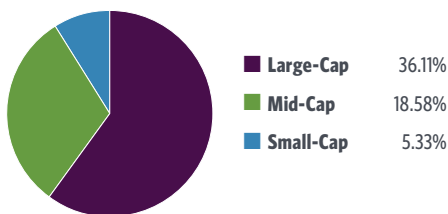
Portfolio Allocation

Breakdowns and weightings are as of 11.19.2024 and subject to change.

FIXED-INCOME SECTOR WEIGHTINGS

Corporate Investment Grade	10.99%
Mortgage-Backed Securities	7.99%
Corporate High Yield	7.00%
Floating Rate / Senior Loan	7.00%
Inflation Protection	4.00%
Municipal Build America Bonds	3.00%
Fixed-Income ETF Total	39.98%

CAPITALIZATION BREAKDOWN¹



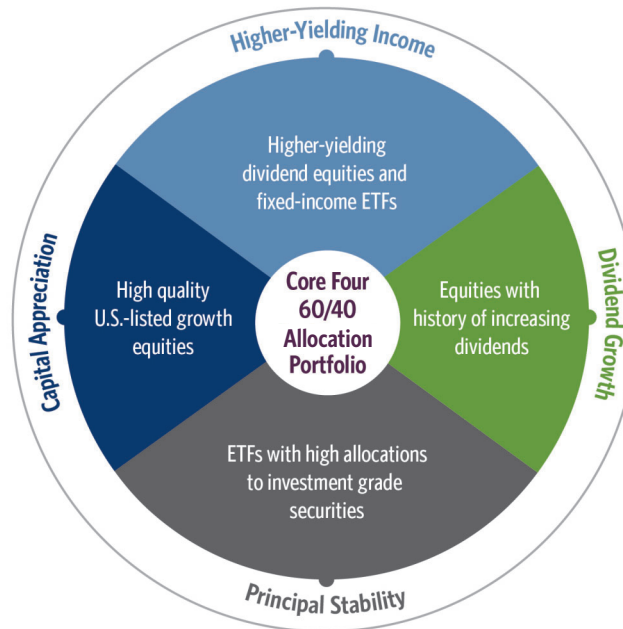
¹The above breakdown excludes fixed-income ETFs and represents 60.02% of the overall portfolio.

Four Core Investment Needs in a Convenient 60/40 Portfolio

Allocating 60% to equities and 40% to fixed-income is a traditional way to position portfolios. Equities serve as a potential portfolio growth engine and fixed-income offers the opportunity for stability and income. These two asset classes have, historically, produced a negative correlation to each other and combining them is designed to reduce overall risk. Yet not all 60/40 portfolio allocations perform in the same manner. Guggenheim takes a selective approach with the **Core Four 60/40 Allocation Portfolio**. In contrast to a traditional benchmark-based approach, Core Four 60/40 Allocation Portfolio is thoughtfully constructed and professionally selected by Guggenheim and seeks to meet four core investment needs:

- Higher yielding income for daily needs,
- Income growth to keep pace with inflation,
- Capital appreciation for growth, and
- Principal stability to combat drawdowns.

The core four sleeves come together to create a unique 60/40 allocation that seeks to manage risk and volatility, yet deliver income and growth in a single easy to implement investment.



The Core Four 60/40 Allocation Portfolio, Series 29 is a Unit Investment Trust.

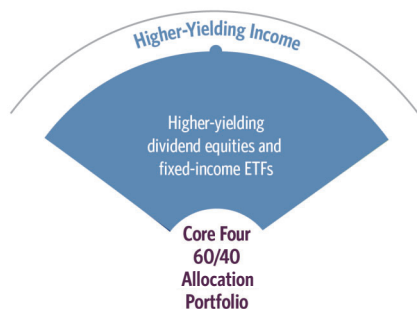
RISK CONSIDERATIONS: As with all investments, you may lose some or all of your investment in the Trust. No assurance can be given that the Trust's investment objective will be achieved. • Securities prices can be volatile. The value of your investment may fall over time. Market values of the Trust's securities fluctuate in response to various factors affecting an issuer. Events such as war, terrorism, natural and environmental disasters and public health emergencies are impossible to predict and may adversely affect the economy which may negatively impact the performance of the Trust and the Trust's ability to achieve its investment objectives. • The Trust invests in dividend-paying securities, which could cause the Trust to underperform similar funds that invest without consideration of a company's track record of paying dividends. Securities of companies with a history of paying dividends may not participate in a broad market advance to the same degree as other securities, and a sharp rise in interest rates or economic downturn could cause a company to unexpectedly reduce or eliminate its dividend. • The Trust invests in "growth" stocks, which may perform differently from the market as a whole. These stocks may be more volatile and may not perform as expected, reducing the Trust's return. • The Trust invests in shares of ETFs, (CONTINUED ON LAST PAGE)

Core Four 60/40 Allocation Portfolio, Series 29

Higher-Yielding Income

To provide income for daily needs

Approximately 30 percent of the Trust portfolio is focused on securities that seek to deliver an above average income stream, including higher dividend-yielding, U.S.-listed equity securities and higher-yielding fixed-income asset classes accessed through ETFs.



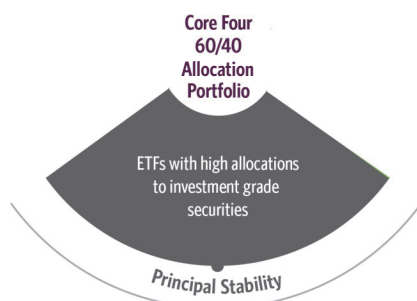
Name	Ticker
Communication Services 2.66%	
AT&T, Inc.	T
Verizon Communications, Inc.	VZ
Consumer Discretionary 1.34%	
Polaris, Inc.	PII
Consumer Staples 1.32%	
Kimberly-Clark Corporation	KMB
Energy 1.33%	
Chord Energy Corporation	CHRD
Financials 2.66%	
Rithm Capital Corporation	RITM
Western Union Company	WU
Health Care 2.66%	
Medtronic PLC	MDT
Pfizer, Inc.	PFE
Industrials 2.67%	
CNH Industrial NV	CNH

Name	Ticker
Illinois Tool Works, Inc.	ITW
Materials 1.33%	
LyondellBasell Industries NV	LYB
Real Estate 1.33%	
Host Hotels & Resorts, Inc.	HST
Utilities 2.67%	
American Electric Power Company, Inc.	AEP
Black Hills Corporation	BKH
Exchange Traded Funds 10.00%	
Invesco Senior Loan ETF	BKLN
SPDR Bloomberg High Yield Bond ETF	JNK
SPDR Bloomberg Short Term High Yield Bond ETF	SJNK
VanEck Fallen Angel High Yield Bond ETF	ANGL
Total	29.97%

Principal Stability

To minimize volatility and risk

Approximately 30 percent of the Trust portfolio seeks to reduce potential volatility of the overall portfolio by investing in ETFs that hold at least 80 percent of their portfolios in investment grade securities.



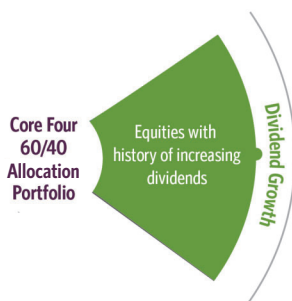
Name	Ticker
Exchange Traded Funds 29.98%	
Invesco Taxable Municipal Bond	BAB
iShares 0-5 Year TIPS Bond ETF	STIP
iShares 1-5 Year Investment Grade Corporate Bond ETF	IGSB
Janus Henderson Mortgage-Backed Securities ETF	JMBS
VanEck IG Floating Rate ETF	FLTR
Vanguard Long-Term Corporate Bond ETF	VCLT
Total	29.98%

Core Four 60/40 Allocation Portfolio, Series 29

Dividend Growth

For maintaining lifestyle during retirement

Approximately 20 percent of the Trust portfolio holds U.S.-listed equity companies that have shown the historical ability and willingness to increase their dividend distributions annually for a minimum number of years.



Name	Ticker	Name	Ticker
Communication Services 0.67%		Industrials 2.66%	
Interpublic Group of Companies, Inc.	IPG	Parker-Hannifin Corporation	PH
Consumer Discretionary 1.96%		Trinity Industries, Inc.	TRN
Brunswick Corporation	BC	Union Pacific Corporation	UNP
Domino's Pizza, Inc.	DPZ	Watsco, Inc.	WSO
Pool Corporation	POOL	Information Technology 0.66%	
Consumer Staples 1.99%		Microchip Technology, Inc.	MCHP
Hershey Company	HSY	Materials 0.67%	
Mondelez International, Inc.	MDLZ	Ashland, Inc.	ASH
Target Corporation	TGT	Real Estate 2.67%	
Financials 4.00%		EastGroup Properties, Inc.	EGP
Goldman Sachs Group, Inc.	GS	National Storage Affiliates Trust	NSA
Intercontinental Exchange, Inc.	ICE	Prologis, Inc.	PLD
NBT Bancorp, Inc.	NBTB	Regency Centers Corporation	REG
Prosperity Bancshares, Inc.	PB	Utilities 3.33%	
Towne Bank	TOWN	Chesapeake Utilities Corporation	CPK
Wintrust Financial Corporation	WTFC	Edison International	EIX
Health Care 1.32%		NextEra Energy, Inc.	NEE
Bristol-Myers Squibb Company	BMJ	Portland General Electric Company	POR
Johnson & Johnson	JNJ	TXNM Energy, Inc.	TXNM
		Total	19.93%

Capital Appreciation

To address concerns about outliving assets

Approximately 20 percent of the Trust portfolio seeks to provide growth of principal by investing in large-cap, U.S.-listed growth companies.



Name	Ticker	Name	Ticker
Communication Services 2.01%		Industrials 2.01%	
Alphabet, Inc.	GOOGL	Automatic Data Processing, Inc.	ADP
Meta Platforms, Inc.	META	Copart, Inc.	CPRT
Spotify Technology SA	SPOT	Waste Management, Inc.	WM
Consumer Discretionary 4.09%		Information Technology 6.66%	
Amazon.com, Inc.	AMZN	Adobe, Inc.	ADBE
Booking Holdings, Inc.	BKNG	Apple, Inc.	AAPL
Chipotle Mexican Grill, Inc.	CMG	Applied Materials, Inc.	AMAT
DoorDash, Inc.	DASH	Autodesk, Inc.	ADSK
Home Depot, Inc.	HD	Broadcom, Inc.	AVGO
Lululemon Athletica, Inc.	LULU	Lam Research Corporation	LRCX
Consumer Staples 0.69%		Microsoft Corporation	MSFT
Costco Wholesale Corporation	COST	NVIDIA Corporation	NVDA
Financials 2.00%		QUALCOMM, Inc.	QCOM
Blackstone, Inc.	BX	Synopsys, Inc.	SNPS
Mastercard, Inc.	MA	Materials 0.66%	
Visa, Inc.	V	Sherwin-Williams Company	SHW
Health Care 2.00%		Total	20.12%
Eli Lilly & Company	LLY		
Merck & Company, Inc.	MRK		
Zoetis, Inc.	ZTS		

Core Four 60/40 Allocation Portfolio, Series 29

PORTFOLIO SUMMARY

Inception Date	11.20.2024
Termination Date	2.24.2026
Initial Offer Price	\$10.00
Number of Issues	85
Historical Annual Dividend Distribution ²	\$0.3507
Distributions	25th day of each month commencing on 12.25.2024, if any

SALES CHARGES AND ESTIMATED EXPENSES

The sales charges (S/C) and estimated expenses are based on a \$10 per unit offering price.

	Standard	Fee/Wrap ³
Deferred S/C ⁴	1.35%	-
Creation and Development (C&D) Fee	0.50%	0.50%
Total S/C	1.85%	0.50%
Estimated Organization Expenses ⁵	0.30%	0.30%
Estimated Annual Fund Operating Expenses ⁶	0.32%	0.32%

TICKETING INFORMATION - CUSIPS

Cash	40178D608
Reinvest	40178D616
Fee/Cash	40178D624
Fee/Reinvest	40178D632
Ticker	CCFODX

² The Historical Annual Dividend Distribution (HADD) is as of the day prior to trust deposit and subject to change. There is no guarantee the issuers of the securities included in the Trust will declare dividends or distributions in the future. The HADD of the securities included in the Trust is for illustrative purposes only and is not indicative of the Trust's distribution rate. The HADD is the weighted average of the trailing twelve-month distributions paid by the securities included in the portfolio and is reduced to account for the effects of fees and expenses, which will be incurred when investing in the Trust. The HADD will vary due to certain factors that may include, but are not limited to, a change in the dividends paid by issuers, a change in Trust expenses or the sale or maturity of securities in the portfolio. ³ Fee/Wrap-based accounts will not be assessed the deferred sales charge for eligible purchases and must purchase units with a Fee-based CUSIP. For unit prices other than \$10, percentage of the C&D fee will vary. ⁴ The deferred sales charge (DSC) is a fixed amount and will be deducted in monthly installments on the last business day commencing March 2025 and ending May 2025 or upon early redemption. For unit prices other than \$10, percentages of C&D fees, and DSCs will vary but in no event will the maximum sales charge (S/C) exceed the total S/C. Early redemption of units will still cause payment of the DSC. However, an initial sales charge, which is equal to the difference between the maximum S/C and the sum of any remaining deferred S/C charges and C&D, will be charged if the price paid for units exceeds \$10 per unit. ⁵ Estimated Organization Expenses are assessed on a fixed dollar amount per unit basis, therefore, actual organization costs may be more or less than estimates. For additional information on organizational costs and potential caps, please see the prospectus. ⁶ Trust operating expenses include fees for administration, bookkeeping, the trustee, sponsor, and evaluator. This expense also includes an estimated Trust operating expense based upon an estimated trust size. If the Trust does not reach or falls below the estimated size, the actual amount of the operating expenses may exceed the amount reflected. Please see "Fees and Expenses" in the Trusts prospectus for additional information.

RISK CONSIDERATIONS (CONTINUED) which are subject to various risks, including management's ability to meet the fund's investment objective. Shares of ETFs may trade at a premium or discount from their net asset value in the secondary market and the Trust may receive a price that is less than the ETF's NAV. Alternatively, if the Trust buys an ETF share when the share is trading at a premium, then the Trust will pay a price that is greater than the ETF's net asset value. • The ETFs are subject to annual fees and expenses, including a management fee. Unitholders of the Trust will bear these fees in addition to the fees and expenses of the Trust. • The Trust is subject to an ETF's index correlation risk. • The value of the fixed-income securities in the ETFs will generally fall if interest rates, in general, rise. Typically, fixed-income securities with longer periods before maturity are more sensitive to interest rate changes. • An ETF or an issuer of securities held by an ETF may be unwilling or unable to make principal payments and/or to declare distributions in the future, may call a security before its stated maturity, or may reduce the level of distributions declared or may suspend dividends. This may result in a reduction in the value of your units. • The financial condition of an ETF or an issuer of securities held by an ETF may worsen, resulting in a reduction in the value of your units. • Economic conditions may lead to limited liquidity and greater volatility.

• Certain ETFs held by the Trust may invest in securities that are rated as investment-grade by only one rating agency. As a result, such split-rated securities may have more speculative characteristics and are subject to a greater risk of default than securities rated as investment-grade by more than one rating agency. • The Trust and certain ETFs held by the Trust may invest in securities issued by small- and mid-cap companies which may have involve more investment risk due to limited product lines, markets or financial resources and may be more vulnerable to adverse general market or economic developments. • The Trust may be susceptible to potential risks through breaches in cybersecurity. • The Trust is subject to risks arising from various operational factors and their service providers. Although the Trust seeks to reduce operational risks through controls and procedures, there is no way to completely protect against such risks. **Please see the Trust prospectus for more complete risk information.**

Unit Investment Trusts are fixed, not actively managed and should be considered as part of a long-term strategy. Investors should consider their ability to invest in successive portfolios, if available, at the applicable sales charge. UITs are subject to annual fund operating expenses in addition to the sales charge. Investors should consult an

attorney or tax advisor regarding tax consequences associated with an investment from one series to the next, if available, and with the purchase or sale of units. Guggenheim Funds Distributors, LLC does not offer tax advice.

This material is not intended as a recommendation or as investment advice of any kind, including in connection with rollovers, transfers, and distributions. Such material is not provided in a fiduciary capacity, may not be relied upon for or in connection with the making of investment decisions, and does not constitute a solicitation of an offer to buy or sell securities. All content has been provided for informational or educational purposes only and is not intended to be and should not be construed as legal or tax advice and/or a legal opinion. Always consult a financial, tax and/or legal professional regarding your specific situation.

Read the Trust's prospectus carefully before investing. It contains the Trust's investment objectives, risks, charges, expenses and other information, which should be considered carefully before investing. Obtain a prospectus at GuggenheimInvestments.com.

Guggenheim Funds Distributors, LLC

Member FINRA/SIPC

11/2024 UIT-FCT-CFOR-029 #63237