

# Blue Chip Value Portfolio, Series 9

## Investment Objective

The Blue Chip Value Portfolio, Series 9 (Trust) seeks to provide total return primarily through capital appreciation and current dividend income.

## Key Considerations

- **Financially Sound Companies:** The trust seeks to invest in well-established, financially sound companies with attractive financial and competitive characteristics.
- **Value Focused:** Value stocks typically offer price appreciation and attractive dividends, and may be poised to benefit from an inflationary environment.
- **Reduce Volatility:** Guggenheim believes blue chip stocks, which are large-capitalization by definition, may help reduce overall portfolio volatility.

Past performance is no guarantee of future results. There is no guarantee that the trends and projections noted above will continue or come to fruition and they are subject to change.

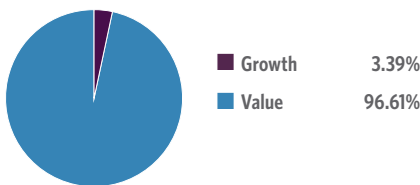
## Portfolio Allocation

Breakdown and weightings are as of 8.16.2024 and subject to change.

### CAPITALIZATION BREAKDOWN

Large-Cap 100.00%

### STYLE BREAKDOWN



### SECTOR WEIGHTINGS

Financials	20.07%
Industrials	19.96%
Health Care	16.71%
Information Technology	9.93%
Consumer Staples	6.68%
Energy	6.67%
Utilities	6.63%
Materials	3.41%
Communication Services	3.33%
Real Estate	3.32%
Consumer Discretionary	3.29%
<b>Total</b>	<b>100.00%</b>

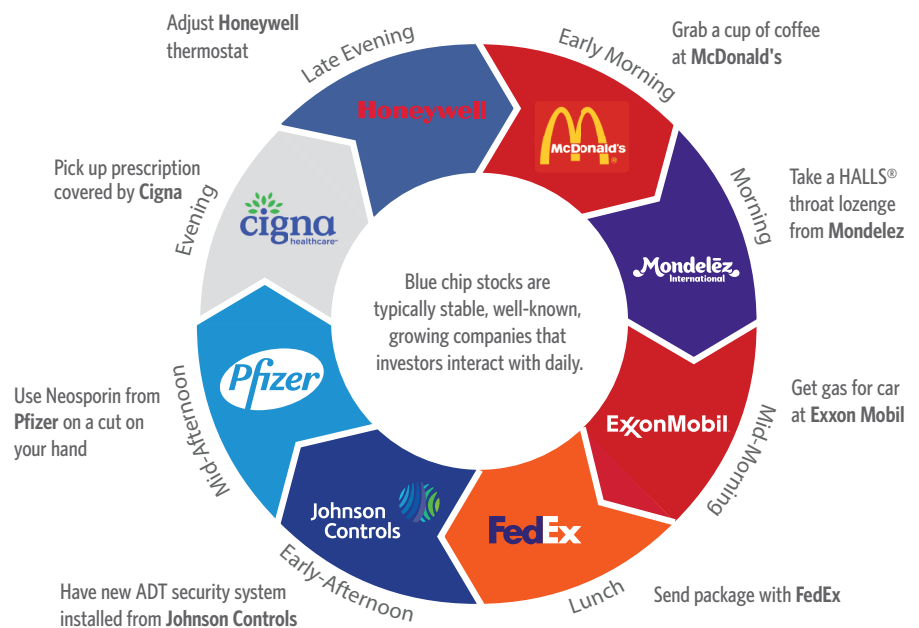
## The Advantage of Blue Chips for Value Investing

The power of value investing lies in identifying companies whose stock prices don't reflect their fundamental worth or future prospects. When these companies are recognized for their fair or intrinsic value, the company's share price appreciates. Value stocks not only offer price appreciation, they also typically pay attractive dividend income. However, some value stocks trade at a discount for a reason. These stocks are called value traps. By applying value and quality factor screens to blue chip stocks, investors may be able to avoid value traps.

In constructing the Blue Chip Value Portfolio, Guggenheim analysts conduct fundamental analysis to determine a company's intrinsic value and identify undervalued stocks by focusing on solid quality metrics such as above average sales, earnings and dividend growth, high profitability, favorable cash flow, and strong competitive industry leadership. Guggenheim believes that blue chip companies are typically financially sound with strong management teams that may have the ability to weather downturns and operate profitably in various economic conditions. The Blue Chip Value Portfolio provides access to 30 quality blue chip companies that, while undervalued now, Guggenheim believes have the strength, size, and competitive position to regain their intrinsic value.

## Daily Encounters with Blue Chip Stocks

People are continuously exposed to the products and services of blue chip stocks. The graphic below details how a typical consumer might interact with many of the holdings in the Blue Chip Value Portfolio, Series 9 over the course of a day.



The logos listed are trademarks of their respective owners and are used for illustrative purposes only and should not be construed as an endorsement or affiliation with Guggenheim Investments.

Blue chip stocks often represent some of the most recognizable and financially sound companies in the market. These iconic companies typically offer:

- Exposure to recognized market leaders
- Stable, reliable growth
- Historically consistent dividends
- Lower volatility

## Holdings and Sector Weightings

The stocks in this portfolio represent some of the world's most well-recognized brands and have the potential for stable and consistent performance over time. Holdings and Weightings are as of 8.16.2024 and subject to change.

### COMPANY DESCRIPTION

#### Communication Services (3.33%)



**DIS** operates as an entertainment and media enterprise company. Its business segments includes, media networks, parks and resorts, studio entertainment, consumer products, and interactive media. DIS serves customers worldwide.

#### Consumer Discretionary (3.29%)



**MCD** franchises and operates fast food chain. It offers various food products and soft drinks, and non alcoholic beverages. MCD serves customers worldwide.


#### Consumer Staples (6.68%)

 **STZ** operates as a beverage company. It produces and markets beer, wine, and spirits; serving customers worldwide.



**MDLZ** is a food and beverage company that manufactures and markets packaged food products, including snacks, beverages, cheese, convenient meals and various packaged grocery products. It sells its products throughout the world.

#### Energy (6.67%)


 **XOM** operates petroleum and petro chemicals businesses. It provides exploration and production of oil and gas, electric power generation, coal, and minerals operations. XOM also manufactures and markets fuels, lubricants, and chemicals. XOM serves customers worldwide.



**MPC** is a downstream energy company that refines, supplies, markets, and transports petroleum products. It serves customers in the United States.

#### Financials (20.07%)

 **BLK** provides investment management services to institutional clients and retail investors. It offers investment, advisory, and risk management services. BLK serves governments, companies, and foundations worldwide.

 **CB** operates as a property and casualty insurance company. It provides commercial and personal property, casualty, and personal accident and supplemental health insurance, reinsurance, and life insurance to a diverse group of clients.



**GS** a bank holding company, is a global investment banking and securities firm specializing in investment banking, trading and principal investments, asset management and securities services. It provides services to corporations, financial institutions, governments, and high-net worth individuals.



**ICE** operates global commodity and financial products marketplaces. It operates electronic energy markets and soft commodity exchanges as well. ICE offers access to contracts based on crude oil and refined products, natural gas, power and emissions, as well as agricultural commodities including cocoa, coffee, cotton, orange juice, and sugar.

 **J.P.Morgan**

**JPM** provides global financial services and retail banking. It provides services such as investment banking, treasury and securities services, asset management, private banking, card member services, commercial banking, and home finance. JPM serves business enterprises, institutions, and individuals.

 **TRUIST**

**TFC** provides financial services. TFC offers wide range of services including retail, small business and commercial banking, asset management, capital markets, commercial real estate, corporate and institutional banking, insurance, mortgage, payments, and specialized lending and wealth management solutions.

#### Health Care (16.71%)



**BDX** operates as a medical technology company. It offers solutions that help advance medical research and genomics, enhance the diagnosis of infectious disease and cancer, improve medication management, and promote infection prevention; serving customers worldwide.



**BSX** develops, manufactures, and markets minimally invasive medical devices. Its products are used in interventional cardiology, cardiac rhythm management, peripheral interventions, electrophysiology, neurovascular intervention, endoscopy, urology, gynecology, and neuromodulation.

The logos listed are trademarks of their respective owners and are used for illustrative purposes only and should not be construed as an endorsement or affiliation with Guggenheim Investments. The individual company descriptions and company security data mentioned are for informational purposes only and should not be viewed as recommendations nor relied upon to make an investment decision. Company descriptions have been prepared using sources of information generally believed to be reliable. No representation can be made as to their accuracy. Company security data has been prepared using information from FactSet as of the date of security selection, 8.16.2024, and is subject to change. For more information, on this or any other trust, please contact your financial professional or visit [GuggenheimInvestments.com](https://www.guggenheiminvestments.com).

#### Health Care (16.71%) continued



**CI** operates as an insurance company. CI offers life, accident, disability, supplemental, medicare, and dental insurance products and services. It serves individuals, families, and businesses worldwide.



**EW** designs, develops, manufactures, and markets products and services to treat late-stage cardiovascular disease. EW offers products such as tissue replacement heart valves, heart valve repair, hemodynamic monitoring devices, angiography equipment, oxygenators, and pharmaceuticals. It supplies its products worldwide.



**PFE** operates as a pharmaceutical company. It offers medicines, vaccines, medical devices, and consumer healthcare products for oncology, inflammation, cardiovascular, and other therapeutic areas. PFE serves customers worldwide.

#### Industrials (19.96%)



**CSX** is an international freight transportation company. It provides rail, intermodal, domestic container-shipping, barging, and contract logistics services around the world. CSX's rail transportation services are provided principally throughout the eastern United States.



**DE** manufactures and distributes a range of agricultural, construction, forestry, and commercial and consumer equipment. It supplies replacement parts for its own products and for those of other manufacturers. DE also provides product and parts financing services. DE extends its services and products worldwide.



**ETN** manufactures engineered products for the industrial, vehicle, construction, commercial, and aerospace markets. It offers hydraulic products and fluid connectors, electrical power distribution and control equipment, truck drivetrain systems, engine components, and a wide variety of controls. ETN conducts business worldwide.



**FDX** delivers packages and freight to multiple countries and territories through an integrated global network. It provides worldwide express and freight delivery, ground small-parcels, less-than-truckload, supply chain management, customs brokerage services, trade facilitation, and electronic commerce solutions.



**HON** is a worldwide technology and manufacturing company. It provides aerospace products and services, control, sensing and security technologies for commercial buildings, safety and productivity solutions, specialty chemicals, advanced materials, process technology for refining and petrochemicals, and energy efficient products and solutions.



**JCI** provides building products and technology solutions. It offers air systems, building management, HVAC controls, security, and fire safety solutions. JCI serves customers worldwide.

#### Information Technology (9.93%)



**CSCO** provides information technology and networking services. It offers enterprise network security, software development, data collaboration, cloud computing, and other related services. CSCO serves customers in the United States.



**MRVL** develops and produces semiconductors and related technology. It offers security and networking platform, secure data processing, networking, and storage solutions. MRVL serves customers worldwide.



**MU** through its subsidiaries, manufactures and markets dynamic random access memory chips (DRAMs), static random access memory chips (SRAMs), flash memory, semiconductor components, and memory modules.

#### Materials (3.41%)



**LIN** operates as an industrial gas and engineering company. It offers industrial gases, technologies, and gas processing solutions that are used in production of clean hydrogen and carbon capture systems for energy transition, medical oxygen, and specialty gases for electronics; serving customers worldwide.

#### Real Estate (3.32%)



**WELL** is a real estate investment trust. It invests in seniors housing operators, post-acute providers, and health systems, and delivers the health care infrastructure necessary to facilitate better treatment. WELL serves customers in the United States, Canada, and the United Kingdom.

#### Utilities (6.63%)



**CEG** produces carbon-free energy and sustainable solutions. It generates and distributes nuclear, hydro, wind, and solar energy solutions. CEG serves homes, institutional customers, public sectors, community aggregations, and businesses in the United States.



**NEE** provides sustainable energy generation and distribution services. It generates electricity through wind, solar, and natural gas. Through its subsidiaries, NEE also operates multiple commercial nuclear power units.

# Blue Chip Value Portfolio, Series 9

## PORTFOLIO SUMMARY

Inception Date	8.19.2024
Termination Date	8.19.2026
Initial Offer Price	\$10.00
Number of Issues	30
Historical Annual Dividend Distribution <sup>1</sup>	\$0.1475
Distributions	25th day of each month commencing on 9.25.2024, if any

## SALES CHARGES AND ESTIMATED EXPENSES

The sales charges (S/C) and estimated expenses are based on a \$10 per unit offering price.

	Standard	Fee/Wrap <sup>2</sup>
Deferred S/C <sup>3</sup>	2.25%	-
Creation and Development (C&D) Fee	0.50%	0.50%
Total S/C	2.75%	0.50%
Estimated Organization Expenses <sup>4</sup>	0.09%	0.09%
Estimated Annual Fund Operating Expenses <sup>5</sup>	0.21%	0.21%

## TICKETING INFORMATION - CUSIPS

Cash	40178B727
Reinvest	40178B735
Fee/Cash	40178B743
Fee/Reinvest	40178B750
Ticker	CBCVIX

<sup>1</sup>The Historical Annual Dividend Distribution (HADD) is as of the day prior to trust deposit and subject to change. There is no guarantee the issuers of the securities included in the Trust will declare dividends or distributions in the future. The HADD of the securities included in the Trust is for illustrative purposes only and is not indicative of the Trust's distribution rate. The HADD is the weighted average of the trailing twelve-month distributions paid by the securities included in the portfolio and is reduced to account for the effects of fees and expenses, which will be incurred when investing in the Trust. The HADD will vary due to certain factors that may include, but are not limited to, a change in the dividends paid by issuers, a change in Trust expenses or the sale or maturity of securities in the portfolio. <sup>2</sup>Fee/Wrap-based accounts will not be assessed the deferred sales charge for eligible purchases and must purchase units with a Fee-based CUSIP. For unit prices other than \$10, percentage of the C&D fee will vary. <sup>3</sup>The deferred sales charge (DSC) is a fixed amount and will be deducted in monthly installments on the last business day commencing March 2025 and ending May 2025 or upon early redemption. For unit prices other than \$10, percentages of C&D fees, and DSCs will vary but in no event will the maximum sales charge (S/C) exceed the total S/C. Early redemption of units will still cause payment of the DSC. However, an initial sales charge, which is equal to the difference between the maximum S/C and the sum of any remaining deferred S/C charges and C&D, will be charged if the price paid for units exceeds \$10 per unit. <sup>4</sup>Estimated Organization Expenses are assessed on a fixed dollar amount per unit basis, therefore, actual organization costs may be more or less than estimates. For additional information on organizational costs and potential caps, please see the prospectus. <sup>5</sup>Trust operating expenses include fees for administration, bookkeeping, the trustee, sponsor, and evaluator. This expense also includes an estimated Trust operating expense based upon an estimated trust size. If the Trust does not reach or falls below the estimated size, the actual amount of the operating expenses may exceed the amount reflected. Please see "Fees and Expenses" in the Trusts prospectus for additional information.

The Blue Chip Value Portfolio, Series 9 is a Unit Investment Trust.

**RISK CONSIDERATIONS:** As with all investments, you may lose some or all of your investment in the Trust. No assurance can be given that the Trust's investment objective will be achieved.

The Trust also might not perform as well as you expect. This can happen for reasons such as these: • Securities prices can be volatile. The value of your investment may fall over time. Market values of the Trust's securities fluctuate in response to various factors affecting an issuer. Events such as war, terrorism, natural and environmental disasters and public health emergencies are impossible to predict and may adversely affect the economy which may negatively impact the performance of the Trust and the Trust's ability to achieve its investment objectives. • The Trust invests in "value" stocks, which are subject to the risk of misestimating certain fundamental factors and will generally underperform during periods when value style investments are "out of favor." • The Trust invests significantly in the financial sector. As a result, the factors that impact the financial sector will likely have a greater effect on this Trust than on a more broadly diversified trust. Companies in the financial sector include banks, insurance companies and investment firms. The profitability of companies in the financial sector is largely dependent upon the availability and cost of capital

which may fluctuate significantly in response to changes in interest rates and general economic developments. Financial sector companies are especially subject to the adverse effects of economic recession, decreases in the availability of capital, volatile interest rates, portfolio concentrations in geographic markets and in commercial and residential real estate loans, and competition from new entrants in their fields of business. • The Trust invests in U.S.-listed foreign securities which will be more volatile than U.S. securities due to such factors as adverse economic, currency, political, social or regulatory developments in a country. • The Trust may be susceptible to potential risks through breaches in cybersecurity. • The Trust is subject to risks arising from various operational factors and their service providers. Although the Trust seeks to reduce operational risks through controls and procedures, there is no way to completely protect against such risks. **Please see the Trust prospectus for more complete risk information.**

Unit Investment Trusts are fixed, not actively managed and should be considered as part of a long-term strategy. Investors should consider their ability to invest in successive portfolios, if available, at the applicable sales charge. UITs are subject to annual fund operating expenses in addition to the sales charge. Investors should consult an attorney or tax advisor regarding tax consequences associated with

an investment from one series to the next, if available, and with the purchase or sale of units. Guggenheim Funds Distributors, LLC does not offer tax advice.

This material is not intended as a recommendation or as investment advice of any kind, including in connection with rollovers, transfers, and distributions. Such material is not provided in a fiduciary capacity, may not be relied upon for or in connection with the making of investment decisions, and does not constitute a solicitation of an offer to buy or sell securities. All content has been provided for informational or educational purposes only and is not intended to be and should not be construed as legal or tax advice and/or a legal opinion. Always consult a financial, tax and/or legal professional regarding your specific situation.

**Read the Trust's prospectus carefully before investing. It contains the Trust's investment objectives, risks, charges, expenses and other information, which should be considered carefully before investing. Obtain a prospectus at [GuggenheimInvestments.com](https://www.guggenheiminvestments.com).**

Guggenheim Funds Distributors, LLC

Member FINRA/SIPC

8/2024 UIT-FCT-BCVA-009 #62353