

# Utilities Portfolio, Series 41

## Investment Objective

The Utilities Portfolio, Series 41 (Trust) seeks to provide a high level of income with a secondary objective of capital growth.

## Key Considerations

- **Attractive Income:** Utilities stocks have the potential to offer competitive dividend yields. The historical annual dividend distribution for this strategy is \$0.3028,<sup>2</sup> as of 1.15.2025.
- **Manage Volatility:** Historically, utilities stocks tend to have lower risk than the broader stock market and may help dampen volatility in an investor's overall portfolio.<sup>3</sup>
- **Defensive Sector.** The utilities sector is classified as a defensive sector because it offers essential services that consumers need regardless of the current stage in the business or economic cycle.

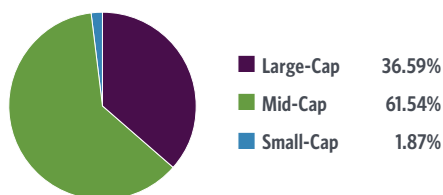
<sup>2</sup> See HADD disclosure (footnote 4) on page 2

<sup>3</sup> Morningstar, 12.31.2024.

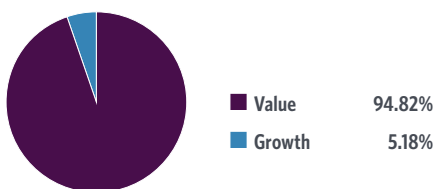
## PORTFOLIO ALLOCATION

Breakdowns and weighting are as of 1.15.2025 and subject to change.

### CAPITALIZATION BREAKDOWN



### STYLE BREAKDOWN

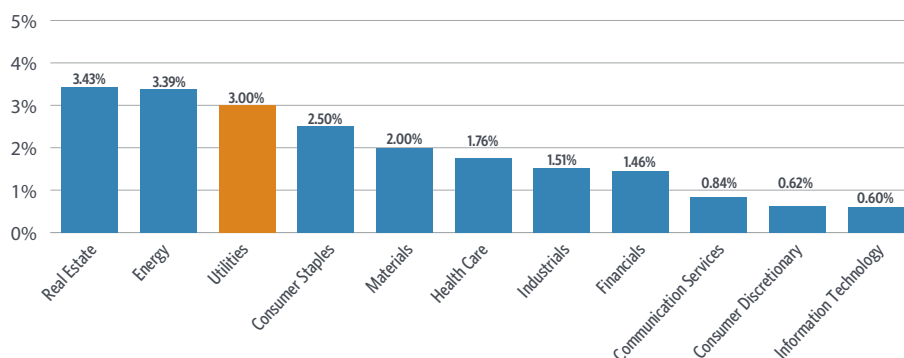


## Utilities: A Bright Choice for Dividends and Stability

Modern society depends on utility companies to provide essential services such as electricity and gas in order to function. In addition to upgrading existing infrastructure, there is an increased focus on improving technologies and addressing environmental concerns, spurring the need for capital investment. According to the Edison Electric Institute, spending is expected to remain elevated through 2026. One of the principal drivers of this increased spending is investments for grid modernization and system expansion.<sup>1</sup> By operating newer infrastructure, utility companies can improve efficiency to generate earnings growth and a rapid return on their investment.

Guggenheim believes investors have long valued the utility sector for its potential to provide above-average levels of income and a high degree of stability. Guggenheim offers the Utilities Portfolio for those seeking exposure to a core holding of utilities stocks and the benefits it may provide to an overall investment portfolio.

### 12-MONTH DIVIDEND YIELD OF S&P 500® SECTORS



Source: Bloomberg, 12.31.2024. **Past performance is not a guarantee of future results.** There is no guarantee that the trends and projections noted above will continue or come to fruition and they are subject to change. 12 Month Dividend Yield Definition: Sum of gross dividend per share amounts that have gone ex-dividend over the prior 12 months, divided by the current stock price.

<sup>1</sup>EEl Industry Capital Expenditures, July, 2024.

## PORTFOLIO HOLDINGS

Holdings, breakdown, and weightings are as of 1.15.2025 and subject to change.

Symbol	Company Name	Symbol	Company Name
<b>Electric Utilities 62.60%</b>			
LNT	Alliant Energy Corporation		
AEP	American Electric Power Company, Inc.		
CEG	Constellation Energy Corporation		
DUK	Duke Energy Corporation		
ETR	Entergy Corporation		
EVRG	Eversource Energy		
ES	Eversource Energy		
EXC	Exelon Corporation		
FE	FirstEnergy Corporation		
NEE	NextEra Energy, Inc.		
PNW	Pinnacle West Capital Corporation		
PPL	PPL Corporation		
SO	Southern Company		
TXNM	TXNM Energy, Inc.		
XEL	Xcel Energy, Inc.		
<b>Gas Utilities 3.25%</b>			
MDU	MDU Resources Group, Inc.		
<b>Independent Power Producers &amp; Energy Traders 4.29%</b>			
VST	Vistra Corporation		
<b>Multi-Utilities 26.62%</b>			
CMS	CMS Energy Corporation		
D	Dominion Energy, Inc.		
DTE	DTE Energy Company		
NI	NiSource, Inc.		
PEG	Public Service Enterprise Group, Inc.		
SRE	Sempra		
WEC	WEC Energy Group, Inc.		
<b>Water Utilities 3.24%</b>			
WTRG	Essential Utilities, Inc.		

# Utilities Portfolio, Series 41

## PORTFOLIO SUMMARY

<b>Inception Date</b>	1.16.2025
<b>Termination Date</b>	1.19.2027
<b>Initial Offer Price</b>	\$10.00
<b>Number of Issues</b>	25
<b>Historical Annual Dividend Distribution<sup>4</sup></b>	\$0.3028
<b>Distributions</b>	25th day of each month commencing on 2.25.2025, if any

## SALES CHARGES AND ESTIMATED EXPENSES

The sales charges (S/C) and estimated expenses are based on a \$10 per unit offering price.

	Standard	Fee/Wrap <sup>5</sup>
Deferred S/C <sup>6</sup>	2.25%	-
Creation and Development (C&D) Fee	0.50%	0.50%
Total S/C	2.75%	0.50%
Estimated Organization Expenses <sup>7</sup>	0.21%	0.21%
Estimated Annual Fund Operating Expenses <sup>8</sup>	0.22%	0.22%

## TICKETING INFORMATION - CUSIPS

<b>Cash</b>	40178F686
<b>Reinvest</b>	40178F694
<b>Fee/Cash</b>	40178F702
<b>Fee/Reinvest</b>	40178F710
<b>Ticker</b>	COPUQX

<sup>4</sup> The Historical Annual Dividend Distribution (HADD) is as of the day prior to trust deposit and subject to change. There is no guarantee the issuers of the securities included in the Trust will declare dividends or distributions in the future. The HADD of the securities included in the Trust is for illustrative purposes only and is not indicative of the Trust's distribution rate. The HADD is the weighted average of the trailing twelve-month distributions paid by the securities included in the portfolio and is reduced to account for the effects of fees and expenses, which will be incurred when investing in the Trust. The HADD will vary due to certain factors that may include, but are not limited to, a change in the dividends paid by issuers, a change in Trust expenses or the sale or maturity of securities in the portfolio. <sup>5</sup> Fee/Wrap-based accounts will not be assessed the deferred sales charge for eligible purchases and must purchase units with a Fee-based CUSIP. For unit prices other than \$10, percentage of the C&D fee will vary. <sup>6</sup> The deferred sales charge (DSC) is a fixed amount and will be deducted in monthly installments on the last business day commencing August 2025 and ending October 2025 or upon early redemption. For unit prices other than \$10, percentages of C&D fees, and DSCs will vary but in no event will the maximum sales charge (S/C) exceed the total S/C. Early redemption of units will still cause payment of the DSC. However, an initial sales charge, which is equal to the difference between the maximum S/C and the sum of any remaining deferred S/C charges and C&D, will be charged if the price paid for units exceeds \$10 per unit. <sup>7</sup> Estimated Organization Expenses are assessed on a fixed dollar amount per unit basis, therefore, actual organization costs may be more or less than estimates. For additional information on organizational costs and potential caps, please see the prospectus. <sup>8</sup> Trust operating expenses include fees for administration, bookkeeping, the trustee, sponsor, and evaluator. This expense also includes an estimated Trust operating expense based upon an estimated trust size. If the Trust does not reach or falls below the estimated size, the actual amount of the operating expenses may exceed the amount reflected. Please see "Fees and Expenses" in the Trusts prospectus for additional information.

The Utilities Portfolio, Series 41 is a Unit Investment Trust.

**RISK CONSIDERATIONS:** As with all investments, you may lose some or all of your investment in the Trust. No assurance can be given that the Trust's investment objective will be achieved. The Trust also might not perform as well as you expect. This can happen for reasons such as these: • Securities prices can be volatile. The value of your investment may fall over time. Market values of the Trust's securities fluctuate in response to various factors affecting an issuer. Events such as war, terrorism, natural and environmental disasters and public health emergencies are impossible to predict and may adversely affect the economy which may negatively impact the performance of the Trust and the Trust's ability to achieve its investment objectives. • The Trust is concentrated in the utilities sector. The factors that impact the utilities sector will likely have a greater effect on this Trust than on a more broadly diversified Trust. • The Trust invests in securities issued by mid-cap companies, which may have limited product lines, markets or financial resources and may be more vulnerable

to adverse general market or economic developments. These securities customarily involve more investment risk than securities of large-cap companies. • The Trust may be susceptible to potential risks through breaches in cybersecurity. • The Trust is subject to risks arising from various operational factors and their service providers. Although the Trust seeks to reduce operational risks through controls and procedures, there is no way to completely protect against such risks. **Please see the Trust prospectus for more complete risk information.**

Unit Investment Trusts are fixed, not actively managed and should be considered as part of a long-term strategy. Investors should consider their ability to invest in successive portfolios, if available, at the applicable sales charge. UITs are subject to annual fund operating expenses in addition to the sales charge. Investors should consult an attorney or tax advisor regarding tax consequences associated with an investment from one series to the next, if available, and with the purchase or sale of units. Guggenheim Funds Distributors, LLC does not offer tax advice.

This material is not intended as a recommendation or as investment advice of any kind, including in connection with rollovers, transfers, and distributions. Such material is not provided in a fiduciary capacity, may not be relied upon for or in connection with the making of investment decisions, and does not constitute a solicitation of an offer to buy or sell securities. All content has been provided for informational or educational purposes only and is not intended to be and should not be construed as legal or tax advice and/or a legal opinion. Always consult a financial, tax and/or legal professional regarding your specific situation.

**Read the Trust's prospectus carefully before investing. It contains the Trust's investment objectives, risks, charges, expenses and other information, which should be considered carefully before investing. Obtain a prospectus at [GuggenheimInvestments.com](https://www.guggenheiminvestments.com).**

Guggenheim Funds Distributors, LLC

Member FINRA/SIPC 1/2025 UIT-FCT-DUS-041 #63600